



MODULAR REMOTE LOW-SIDE & SPLIT AIR COOLED FLAKE ICE MACHINES

Model 3000 Rapid Freeze



3000-RLE shown on CP2500 Mobile Express bin system

70°F (21°C) Water 90°F (32°C) Air	Remote / Split	
3000-RLE	3000 lbs.	1362 kgs.
Ice Quality	100%	

The Rapid Freeze Model 3000 Flake Ice Machine features an attractive new style cabinet enclosure. This enclosure significantly reduces the installation cost, while improving quality and cleanliness for many food cooling applications in the supermarket & food processing industries.

UNEXCELLED ENERGY EFFICIENCY

Howe's Rapid Freeze Flaker utilizes an innovative extended surface evaporator design and unique material combination to offer significantly superior heat transfer characteristics over most ice machines in the industry. As a proven innovator for over 50 years, Howe brings a distinctive blend of technology and engineering expertise to enable Howe Flakers to operate at considerably lower cost than popular granular style flake ice machines.

REMARKABLE LONGEVITY

The rugged "Open Style" Rapid Freeze evaporator design allows ice to be harvested by gravity, avoiding the punishing bearing loads that granular style flakers experience during harvest by an extrusion process. Howe's approximate 50% lighter bearing load enables Rapid Freeze Flake Ice Machines to frequently last three to four times longer than competitive machines.

EXCEPTIONAL QUALITY ICE

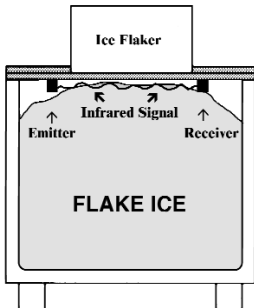
Rapid Freeze units produce the "Authentic" 100% dry, sub-cooled flake ice that contains approximately four (4) times more surface area than many competitive flake ice machines. When compared to granular style flake ice machines whose production is only partially frozen (between 65% and 70% ice quality), Howe Flake Ice offers significantly greater cooling capacity, and lasts up to 20% longer.

RELIABLE ICE PRODUCTION CAPACITY

Howe Rapid Freeze Flake Ice Machines are some of the only flakers which voluntarily base model numbers on daily capacities using ARI conditions of 70°F water and 90°F air temperatures (21°C/ 32°C), de-rated for 100% ice. Compared to comparable model granular style flake ice machines, it is not uncommon for Howe Flakers to produce approximately twice as much ice as competitive units at ARI conditions.

WARRANTY PROTECTION See complete warranty for details.

- 25 year evaporator warranty.
- 10 year ice blade warranty.
- 2 year parts warranty.
- 5 year compressor warranty (Optional).



PATENTED bin ice level control system

For maximum bin storage, infrared control turns machine off when ice level reaches chute.

Howe Modular Bins

Bin Models	Dimensions inches / cm.			Mobile Poly Carts	Approx. Storage Capacity	Exterior Finish	Interior Finish	Shipping Weight lbs. / kg.
	W	D*	H					
CP2500	60 / 153	36 / 92	92 / 234	2	2500 lbs	SS	Poly	690 / 314
CP2800	60 / 153	48 / 122	101 / 257	2	2800 lbs	SS	SS	960 / 436
2300SS	60 / 153	48 / 122	54 / 137	-	2300 lbs	SS	SS	390 / 177
2700SS	60 / 153	48 / 122	68 / 173	-	2700 lbs	SS	SS	440 / 200

* Add 9" (23 cm.) to depth for pouch door on upright bins



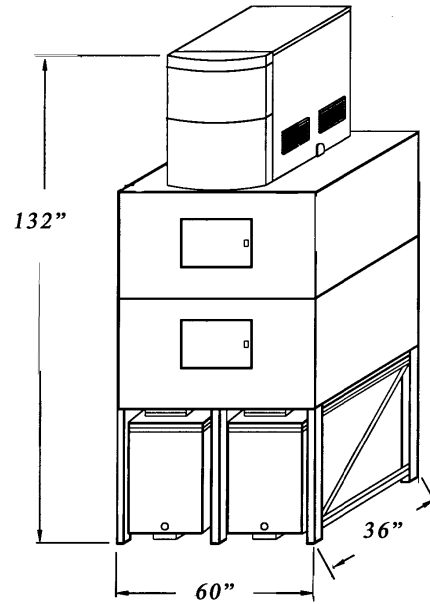
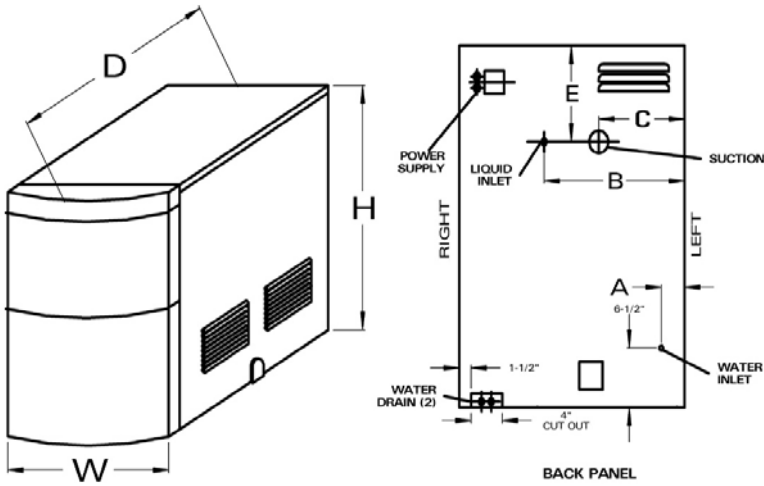
CP-1500
Mobile Express
Bin



1950-SS
Upright Bin



Model 3000 RAPID FREEZE



Model 3000-RLE on CP2500

Model	Dimensions (inches)				Power Supply	Suction	Liquid	Drain	Water Supply
	A	B	C	E					
3000-RLE	3-1/2	18-3/8	11-3/8	11	1/2 K.O.	1-3/8 ODS	1/2 ODS	1/2 ID Hose	3/8 Comp.

ICE FLAKER SPECIFICATIONS

Model Number	Capacity per 24 Hrs. @ 70°/90°F (21°/32°C)	KWH/100 lbs. @ 70°/90°F (21°/32°C)	Drive Motor 208-230/1/60		Water Pump FLA	Compressor 230/3/60		Cond. Fan 230/1/60 FLA	Total Approx. RLA	Minimum Circuit Amps	Max Fuse Amps
			HP	FLA		RLA	LRA				
3000-RLE	3000 lbs	.60	1/3	3.2	.75	-	-	-	3.9	5.0	15.0
3000-RLH*	3000 lbs	3.1	1/3	3.2	.75	21.5	156.	3.5	29.0	35	50.0

Model	Dimensions						Shipping Weight		Water		Approx. Operating Charge R-404A	Refrigeration Requirement @ -5°F (-20.4°C) Evap. Temp.	
	Inches			Centimeters					Gals / Day	G.P.M.			
	W	D	H	W	D	H	lbs	Kg.	Flaker	Flaker	lbs.	BTU / HR	Kcal / HR
3000-RLE	29 1/2	34	40	75	86	101	530	241	360	.24	12	25,575	6,450

CONDENSING UNIT SPECIFICATIONS

Model	Type	Refrig.	Power	Dimensions						Electrical Data			Shipping Weight	
				Inches			Centimeters			RLA	MCA	MOP	Lbs.	Kg.
				W	D	H	W	D	H					
3000-RHS	A/C	R-404A	208-230/3/60	42 1/2	30 1/4	29 3/4	108	77	76	21.5	30.0	50.0	360	163
		R-22		51 3/4	36 3/4	39 1/4	131	93	100	23.6	32.2	50.0	894	406

*3000-RLH is a split system consisting of model 3000-RLE remote low side ice flaker & 3000-RHS remote air cooled condensing unit.

NSF, ETL Approved.

Ice Flaker Operating Parameters

	Minimum*	Optimum	Maximum
Ambient Temperature	60°F (10°C)	90°F (32°C)	100°F (38°C)
Water Temperature	45°F (8°C)	70°F (21°C)	90°F (32°C)
Water Pressure	15 PSI	18-20 PSI	60 PSI

* without low ambient kit

